



GYAN MANDIR PUBLIC SCHOOL
HOLIDAYS' HOMEWORK
SUMMER VACATION
CLASS: PRE-SCHOOL
SESSION- 2024-2025



→ Kids, summer vacation is not just a break, it's a chance to discover new passions, explore new places, and create lifelong memories.

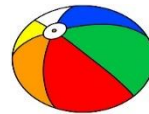
So, have fun and learn during the holidays as well.

→ Parents are requested to converse in English with their wards and encourage them to do the work independently.

ENGLISH

ORAL

1. Rhyme- 1. My Ball



2. Two Little Hands



3. Mummy Darling ,Papa Darling



Recite the rhymes with actions and proper intonation .Use props also .Record a video while reciting each rhyme and send the videos to the Class Teacher.

2. Learn 5 sentences on 'Myself'.



Speak lines on 'Myself' with proper intonation .Use props also .Record a video while speaking and send it to the Class Teacher.

WRITTEN – Do practice of writing I, / , L in English notebook.

HINDI

Oral

1.Rhyme- 1. चंदा मामा



2. मछली रानी




3. समोसा



Recite the rhymes with actions and proper intonation .Use props also .Record a video while reciting each rhyme and send the videos to the Class Teacher.

2. Story 'मुर्गे की अक्ल ठिकाने'

Narrate the story with actions and proper intonation .Use props also .Record a video while narrating it and send the video to the Class Teacher.




MATHS

Oral – Revision of Numbers 1 and 7

Written – Do practice of writing Number 1 and 7 in Maths notebook.

1. Do the following activities in the scrap file:-

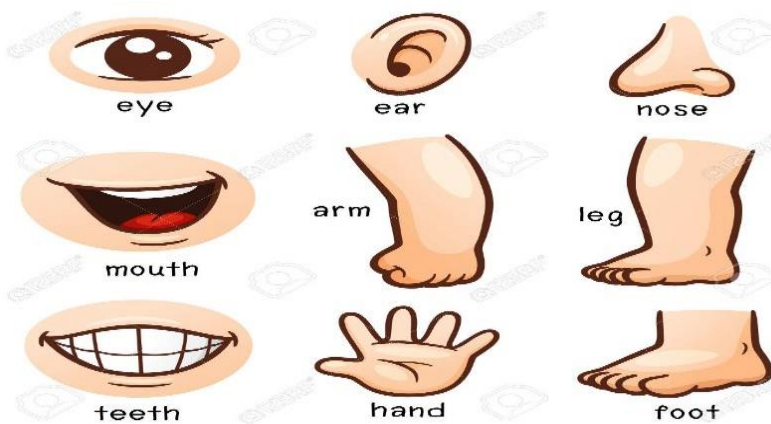
a) Paste/Draw 5 pictures of Red colour.



b) Paste/Draw 5 pictures of Yellow colour.



c) Paste/Draw pictures of 5 parts of body.



PROJECT WORK

1) Make a poster based on the SDG Goal allotted according to the roll no. Use A3 Sheet.

Roll No.	SDG Goals
1 to 7	SDG 4 – QUALITY EDUCATION
8 to 14	SDG 5- GENDER EQUALITY
15 to 21	SDG 6- CLEAN WATER AND SANITATION
22 to 28	SDG 13- CLIMATE ACTION
29 to 35	SDG 15- LIFE ON LAND

2. Make a wall hanging using waste materials for showing support to the climate action.



3. Make an exhibit with clay on the theme 'Life below water'.

4. Make a beautiful collage of photographs of the child while having healthy food.

' EAT HEALTHY LIVE HEALTHY'



Note :- It is mandatory for all the children to do this project work and submit the exhibits on Monday, 1.7.2024. Assessment will be done for the same and grades will be given.